



# HOW TO OPERATE DING-A-LING

1




TO MAKE DING-A-LING WALK, SLIDE ONTO ANY STRAIGHT SECTION OF A SPACE SKYWAY SET (SOLD SEPARATELY). BE SURE LEVER IS IN THE BOTTOM POSITION, AS SHOWN.

2




MOVE SWITCH TO "ON" AND DING-A-LING WILL WALK.

3




TO MAKE DING-A-LING GLIDE, MOVE LEVER ALL THE WAY UP WHILE POWER PACK IS ON. BE SURE LEVER IS ALL THE WAY UP.

4



DING-A-LING MUST ALWAYS GLIDE UP AND DOWN AN INCLINE OR AROUND ANY CURVE IN A SPACE SKYWAY SET. DING-A-LING CANNOT WALK ON INCLINED OR CURVED SPACE SKYWAYS.


5




ANY DING-A-LING CAN WALK OR GLIDE UPSIDE DOWN ON STRAIGHT SPACE SKYWAYS ONLY.

## HOW TO REMOVE POWER PACK

6



TO REMOVE POWER PACK, PRESS IN SIDES AS SHOWN, AND PULL OUT.



DING-A-LINGS WILL ALSO WALK ON A FLAT, EVEN SURFACE. LEVER MUST BE IN BOTTOM POSITION. SEE STEP 1 ABOVE.